

For Immunochemical Fecal Occult Blood Testing (iFOBT)

For accurate results: Read all package insert directions carefully before sample collection.
Test results may be invalid if sample is not collected properly.

Sample Deposit



1. Place supplied collection paper inside toilet bowl on top of water.
2. Deposit stool sample on top of collection paper.
3. Collect sample from stool before paper sinks and stool sample touches water.
4. Flush. Collection paper is biodegradable and will not harm septic systems.

Sample Collection

- 1 A. Label sampling bottle with name, date of birth, and collection date.
- B. Open green cap by twisting and lifting.



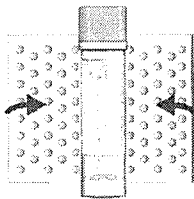
- 2 A. Scrape the surface of fecal sample with the sampling probe.
- B. Cover the grooved portion of the sampling probe completely with stool sample.



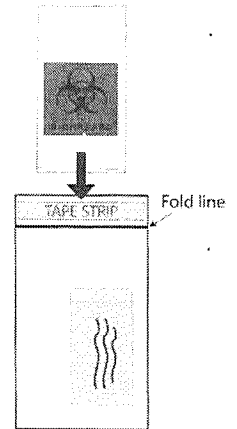
- 3 A. Close sampling bottle by inserting the sampling probe, and snap green cap on tightly. Do not reopen.




- B. Wrap sampling bottle in absorbent pad and insert into plastic bag.



- 4 A. Insert plastic bag with sample bottle and absorbent pad, **together with the test requisition or physician's prescription**, into envelope.



- B. Peel tape from flap of envelope. Fold flap at line. Press flap firmly to seal. Promptly (within 24 hr of collection) return envelope to your doctor or place in the US Mail for direct delivery to the laboratory.



 LabCorp